

Alliance Trust PLC Factsheet

as at 31 July 2008

Key highlights

- Markets rallied in July from what were arguably oversold levels. However, there is still little visibility about economic slowdown and its likely future effect on corporate earnings.
- No significant changes in asset allocation were made during the month. We reduced the Trust's weighting in US oil and gas stocks and reduced our underweight position in European banks.
- Our overweight energy and underweight financials position hurt relative performance in the UK and US regional portfolios. Market volatility is likely to continue and against this background we remain cautious with an investment bias towards defensive companies.

Key facts

Net Assets: £2,566.3m
Total Expense Ratio (year to 31/01/08): 0.56%
Year End: 31 January 2009
Date of Incorporation: 21 April 1888
Dividend paid: Quarterly beginning on or around 31 Jan 2008
Capital: 670,047,115 shares of 2.5p
ISIN: GB00B11V7W98

Asset allocation

	% of Gross Assets
Equities	75.9
Private Equity	6.5
Preference Shares	0.8
Subsidiaries	1.8
Property	4.0
Cash	12.6
Other Net Assets	0.5
Gross Assets	101.9
Gearing	(1.9)
Net Assets Incl Income	100.0

Objective

Alliance Trust is a self-managed investment company with investment trust status. Alliance Trust has the objective of being a core investment for investors seeking a long term store of increasing value.

We allocate our capital across a broad range of asset classes to enhance and preserve total returns and to provide shareholders with real growth over the medium to long term.

Investment policy

We have no fixed asset allocation benchmark and we invest in a wide range of asset classes throughout the world to achieve our objective. Our focus is to generate a real return for shareholders over the medium to long term by a combination of capital growth and a rising dividend.

We pursue our objective by:

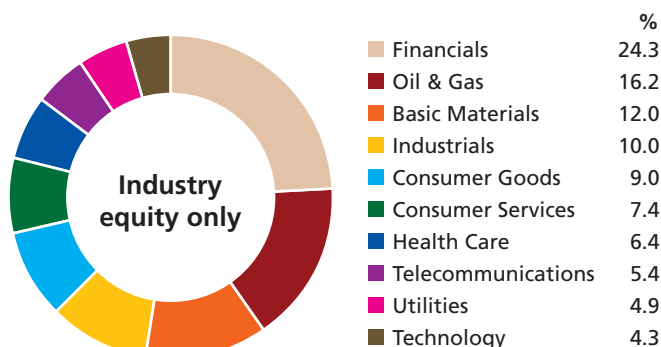
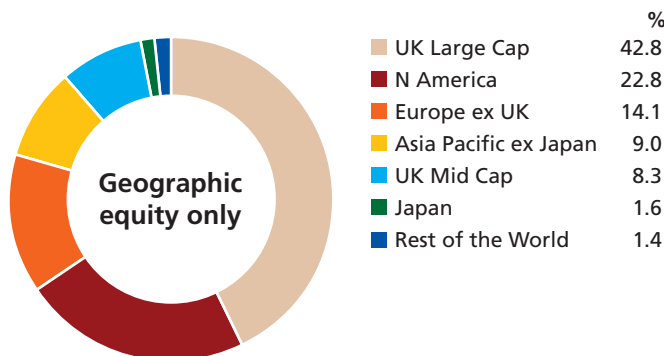
- Investing in both quoted and unquoted equities across the globe in different sectors and industries;
- Investing internationally in fixed income securities;
- Investing in other asset classes and financial instruments, either directly or through investment vehicles; and
- Investing in subsidiaries and associated businesses which allow us to expand into other related activities.

We are prepared to invest any proportion of the total corporate capital in any of the above asset classes, subject only to the restrictions imposed on us by the regulatory or fiscal regime within which we operate. However, we would expect equities to comprise at least 50% of our portfolio. Changes to the asset allocation will be dependent upon attractive investment opportunities being available.

Where market conditions permit, we will use gearing of not more than 30% of our net assets at any given time.

We can use derivative instruments to hedge, enhance and protect positions, including currency exposures.

Equity portfolio distribution



5 year performance overview

	YTD	1 year*	3 years*	5 years*
Alliance Trust Total Return	-7.7%	-5.6%	32.5%	81.4%
RPI + 3%	4.7%	7.1%	20.3%	33.5%
FTSE All Share Total Return	-6.2%	-3.6%	35.3%	105.3%

* to year end 31 January 2008

Top 20 investments

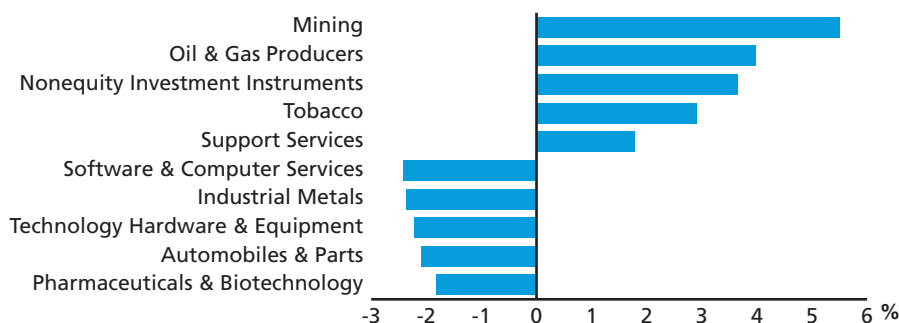
	£m		£m
Royal Dutch Shell	80.3	BHP Billiton	28.7
HSBC	74.3	Ashmore Global Opportunities	28.0
BP	58.0	Tesco	26.8
Vodafone	52.3	Premier Alliance Trust (Japan)	25.8
Xstrata	43.0	Imperial Tobacco	25.7
Plum Creek Timber	36.7	Reckitt Benckiser	25.1
Rio Tinto	33.7	Unilever	24.1
BG	32.9	British American Tobacco	24.0
Premier Alliance Trust (Asia Pacific)	30.3	Abbott Laboratories	23.7
GlaxoSmithKline	29.1	Philip Morris	22.6

The top 10 holdings currently make up 19.3% of equity portfolio.

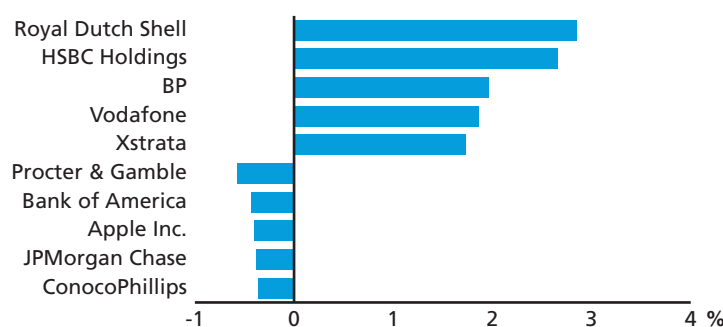
The top 20 holdings currently make up 31.6% of equity portfolio.

Sector weightings

Top 5 overweight/underweight sector holdings**



Top 5 active overweight/underweight holdings**



Portfolio weight is calculated as a % of Net Asset Value less Cash and Other Net Assets

** FTSE Global Equity Index Series All Cap used

Important information

Alliance Trust PLC is a self-managed investment trust company, operating from Meadow House in Dundee.

The views, information and data in this publication should not be deemed as a financial promotion or recommendation. Alliance Trust PLC is not authorised to give financial advice.

For security and compliance monitoring purposes telephone calls may be recorded.

Please remember past performance is not a guide to future performance. You may not get back the amount you invest. The value of your investment and any income from it may fall as well as rise.

Exchange rate changes may cause the value of overseas investments to go down as well as up.

Investment trusts may borrow to finance further investment (gearing). The use of gearing is likely to lead to volatility in the Net Asset Value (NAV) meaning that a relatively small movement, down or up, in the value of a trust's assets will result in a magnified movement, in the same direction, of that NAV. This may mean that you could get back nothing at all.

Contact

Amy Fisher
Managing Director of
Corporate Communications

Helen Thompson
Investor Relations Analyst

Alliance Trust PLC, Meadow House,
64 Reform Street, Dundee DD1 1TJ

Tel +44 (0)1382 201700

Fax +44 (0)1382 225133

Email investor@alliancetrust.co.uk

Web www.alliancetrust.co.uk